



**MAY WHETTER & GROSE**

**21 HIGH CROSS, ST. COLUMB MAJOR, TR9 6SB**  
**GUIDE PRICE £180,000**



A SPACIOUS AND EXTENDED (SEE NOTES) TWO BEDROOM END TERRACE HOUSE WITH MODERN KITCHEN AND BATHROOM. THE PROPERTY BENEFITS FROM ENCLOSED GARDENS FRONT AND REAR AND SOME VERY USEFUL GARDEN ROOMS. THE PROPERTY HAS DOUBLE GLAZED WINDOWS AND DOORS TOGETHER WITH AIR SOURCE HEAT PUMP TO CENTRAL HEATING. THE PROPERTY IS LOCATED IN A NO THROUGH ROAD END OF CUL DE SAC LOCATION WHERE THERE IS COMMUNAL PARKING. EPC - C

*\*SEE IMPORTANT AGENTS NOTES\**



## Location

The property can be found in the historic market town of St Columb Major and benefits from range of amenities which include a church, school, doctors surgery, banks, local shops, convenience stores, public houses a hardware store and restaurants. The coastal town of Newquay is approximately seven and half miles distance and has a more comprehensive range of shopping, schooling and banking facilities as well as an array of fashionable bars, restaurants and nightclubs. The town also boasts an historic picturesque working fishing harbour and some of Europe's finest coastline. There is a bus and rail service to outlying areas and Newquay Airport is approximately seven miles distance from the town.

## Directions

From Trekenning Roundabout follow the A3059, after a short distance turn right into Trekenning Road. Follow the road along turning left into Highfield Avenue. Take the first turning left continuing into Highfield Avenue and first left into High Cross. At the top of the street turn left into the hammer head and number 21 will be found in the left hand corner. A board will be erected for convenience.

## Accommodation

All measurements are approximate, show maximum room dimensions and do not allow for clearance due to limited headroom.

## Entrance Porch

### Entrance Hall

Double Glazed external door. Radiator. Stairs up to first floor. Door into :-

### Kitchen

11'9" x 9'2" (3.6 x 2.8)



Double Glazed Window. Radiator. Modern fitted kitchen with wall and base units, work top over. In-built oven and hob. Space for washing machine. Door into :-



## Extension/Reception Room

9'10" x 9'10" (3.0 x 3.0 )



Double Glazed door to front garden. Radiator. Archway into :-

## Study

8'2" x 7'2" - max (2.5 x 2.2 - max)

Double glazed window. Double glazed door leading out onto rear garden.



### **Lounge**

18'8" x 9'10" - max (5.7 x 3.0 - max)



Double glazed window. Two radiators. Understairs cupboard. Double glazed door into :-

### **First Floor Landing**

Radiator. Loft access hatch. Doors into:-

### **Bedroom One**

13'1" x 9'6" (4.0 x 2.9 )



Two double glazed windows. Radiator. Storage recess with pressurised water system.

### **Bedroom Two**

11'9" x 9'10" - max (3.6 x 3.0 - max)



Double glazed window. Radiator

### **Conservatory**

9'10" x 7'6" - max (3.0 x 2.3 - max)



Fully double glazed with poly glazed roof. Power points. Light. Double glazed sliding door to rear garden.



Outside



From the communal parking area a path leads to a gate leading into the front garden. The enclosed front garden is mainly laid to low maintenance artificial grass.

There is a cold water tap and further gate to access porch.

There is a useful garden room measuring 4.6 m x 3.3.m with double glazed door and windows. Power and light.

Adjoining the garden room is an open further garden entertaining area with timber walls, ceiling and tiled floor measuring 3.6 m x 3.6m.

To the rear is a garden laid to artificial grass with summerhouse and deck. Cold water tap and air source heat pump.



Council Tax Band - A

Broadband and Mobile Coverage

Please visit Ofcom broadband and mobile coverage checker to check mobile and broadband coverage.

Services

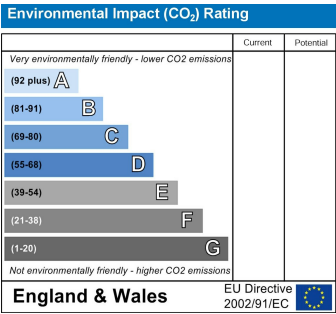
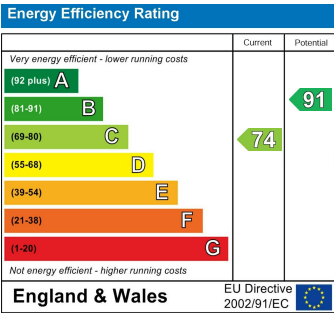
None of the services, systems or appliances at the property have been tested by the Agents.

Viewings

Strictly by appointment with the Sole Agents: May Whetter & Grose, Bayview House, St Austell Enterprise Park, Treverbyn Road, Carclaze, PL25 4EJ  
Tel: 01726 73501 Email: sales@maywhetter.co.uk

Agents Notes

Annual Service Charge Payable to Ocean Housing £77.76  
From April 2026 a homeowner management fee of £66 per year will apply to the property, payable to Ocean Housing  
The current vendors believe the extension on the property is unlikely to have had planning permission. Please ask for a copy of the Ocean Housing Preliminary Information sheet.












MAY WHETTER  
& GROSE

ESTABLISHED 1920

# FLOORPLAN COMING SOON



**Important Notice** MISREPRESENTATION ACT 1989 and PROPERTY MISDESCRIPTIONS ACT 1991

Messrs. May, Whetter & Grose for themselves and for vendors and lessors of this property whose agents they are give notice that: (i) the particulars are set out as a general outline for the guidance of intended purchasers or lessees, and do not constitute, nor constitute part of, an offer or contract; ii) all descriptions, dimensions, reference to condition and necessary permissions for use and occupation, and other details are given without responsibility and any intending purchasers or tenants should not rely on them as statements or presentations of fact but must satisfy themselves by inspection or otherwise as to the correctness of each of them. (iii) no person in the employment of Messrs. May, Whetter & Grose has any authority to make or give any representation or warranty whatever in relation to the property.

